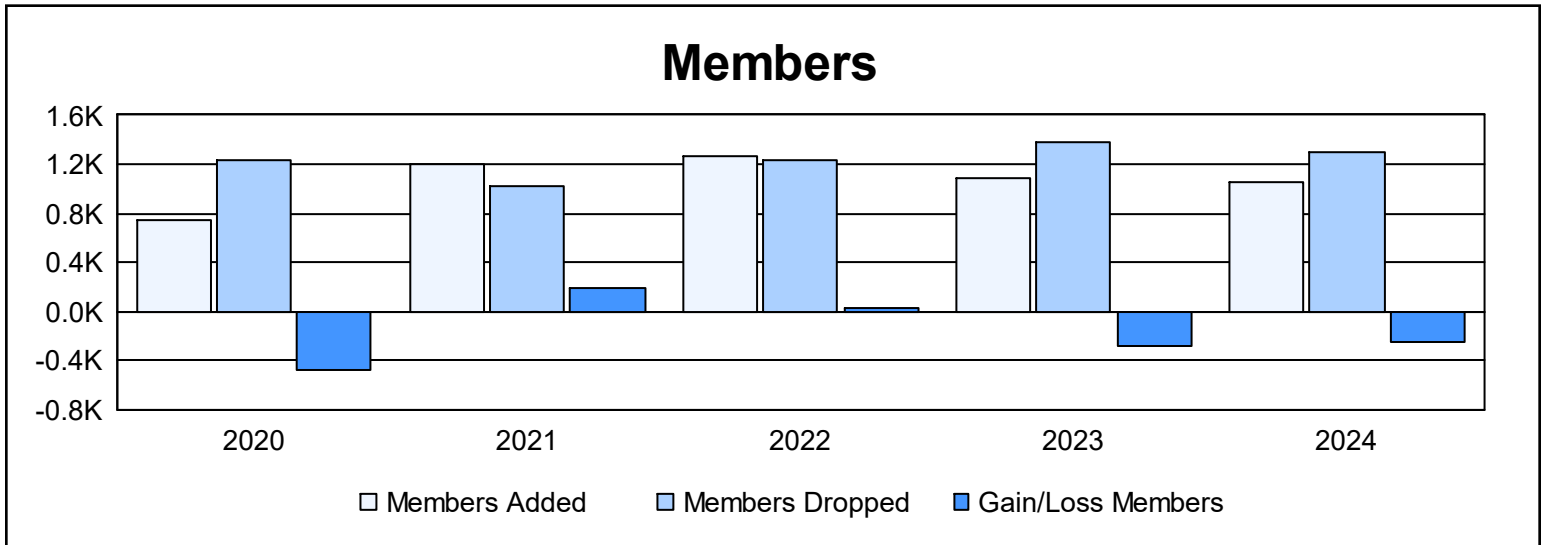
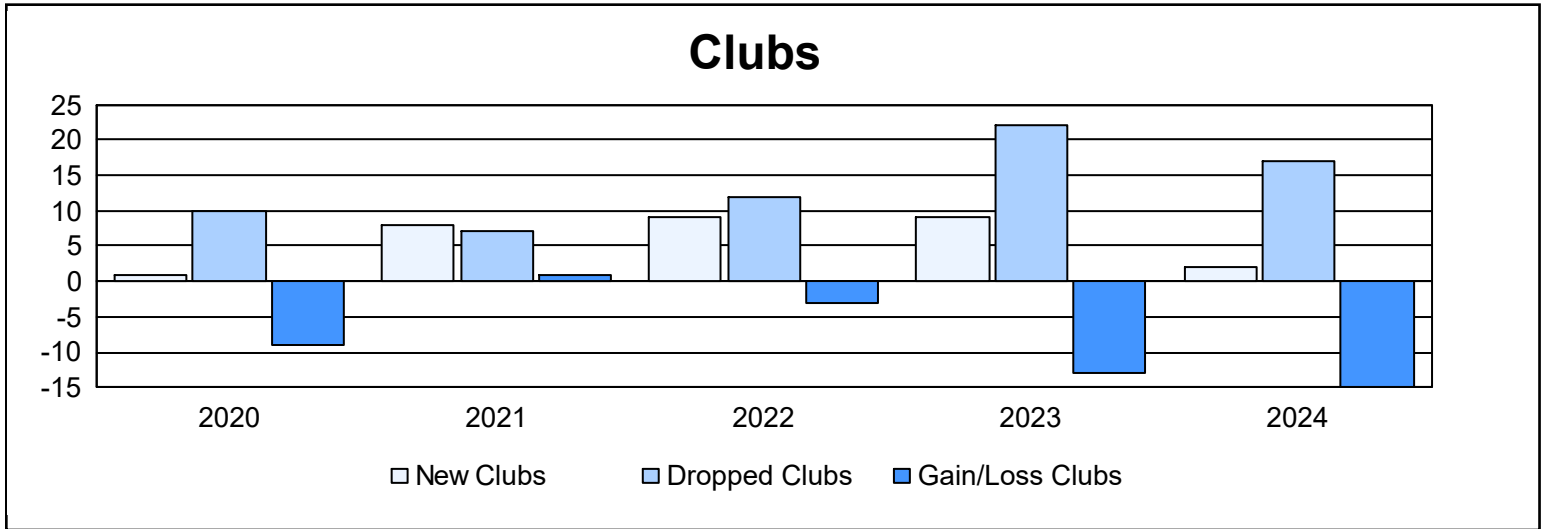
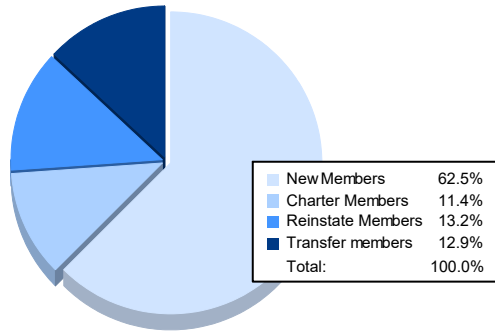


Year	New Clubs	Dropped Clubs	Gain/ Loss Clubs	New Members	Charter Members	Reinstate Members	Transfer Members	Total Member Added	Total Members Dropped	Gain/ Loss Members
2019-2020	1	10	-9	497	46	135	73	751	1,229	-478
2020-2021	8	7	1	824	221	76	83	1,204	1,020	184
2021-2022	9	12	-3	839	262	104	58	1,263	1,232	31
2022-2023	9	22	-13	703	223	81	83	1,090	1,377	-287
2023-2024	2	17	-15	657	120	139	136	1,052	1,297	-245
Average	6	14	-8	704	174	107	87	1,072	1,231	-159



Membership Composition June 2024 Cumulative



Gender Composition June 2024 Cumulative

